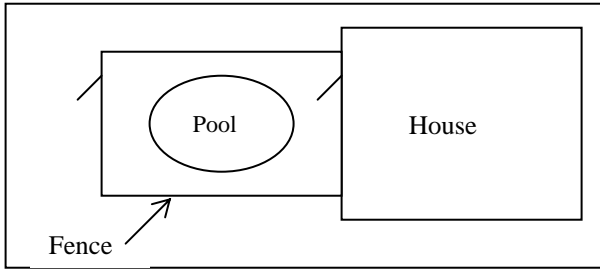


from the bottom of the gate, the release mechanism shall be located on the pool side of the gate, at least 3 inches below the top of the gate and the gate and barrier shall not have an opening greater than ½ inch within 18 inches of the release mechanism.

When a wall of the dwelling serves as part of the barrier:



All doors with direct access to the pool through that wall shall be **equipped with an alarm**, which produces an audible warning when the door and its screen, if present, are opened. **Almost half the children involved in drowning or near drowning accidents gained access to the pool from inside the dwelling through a hinged or sliding door.**



An audible alarm on the doors leading to the pool area is intended to provide a warning to a supervising adult that the pool area has been entered.

The alarm shall sound continuously for a minimum of 30 seconds, with a minimum sound pressure rating of 85 dBA at ten feet. The sound of the alarm shall automatically reset under all conditions and shall be equipped with manual means, such as touches or switches, to deactivate temporarily the alarm for a single opening from either direction. Such deactivation touch pads or switches shall be located at least 54 inches above the threshold of the door. Or the pool shall be equipped with an approved power safety cover.

Additional Requirements

Permits-A permit is required prior to the installation, alteration or enlargement of all pools meeting the specifications outlined in the beginning of this brochure.

Plan-Two sets of plans, accurately showing the dimensions and construction method of the pool, including vertical elevations and sections through the pool showing depth, and appurtenances, are required with the submittal of a permit. A **certified plot plan** showing established property lines, the locations of buildings, walks and fences and details of water supply systems, drainage, water disposal systems and all appurtenances pertaining to the pool on the property shall also be submitted with the permit.

Location-The pool and any structural deck shall be located a minimum of **12 feet from the home, 20 feet from the side and rear of the property lines and 25 feet from the front property line.**

Septic System & Well Set Backs-In-ground pools must be a minimum of 20 feet from the edge of a leaching field or reserve area. **Above ground pools** must be a minimum of 10 feet from the edge of a leaching field or reserve area.

Water Treatment-Pool water turnover shall be at least once every 18 hours. Filters shall not filter water at a rate in excess of 5 gallons per minute per square foot of surface area.

Drainage Systems-Pool and equipment shall be constructed to be completely emptied of water and the discharge water shall be disposed of in an approved manner that will not create a nuisance to adjoining properties.

AN OCCUPANCY CERTIFICATE WILL NOT BE ISSUED BEFORE THE FENCE ENCLOSURE IS COMPLETE

Swimming Pool Installation Requirements



I would like to install a swimming pool in my yard, what do I need to know?

*Town of Middleton
Building Department*

*195 North Main Street
Middleton, MA 01949
Phone (978) 777-2850
Fax (978) 774-0718*

bldginspector@townofmiddleton.org

The Importance of Pool Installation Regulations

In light of the many tragedies involving the drowning of small children in backyard pools the Building Department would like all homeowners interested in installing pools in their yards to be aware of the importance of following installation regulations.

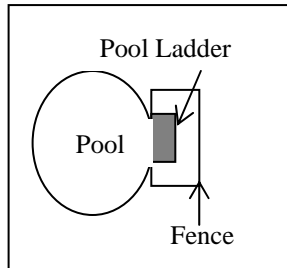
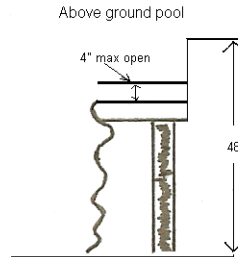
Some of these important regulations involve the placement and size of protective barriers surrounding the pool and also self-closing, self-latching gates. The following provisions are intended to provide protection against small children accidentally entering a pool.

All pools are subject to the regulations cited in the **Massachusetts Building Code Section 421.0-421.11**, unless the pool is less than 2 feet deep, and/or has a surface area of less than 250 square feet. Pools that are not equipped with a permanent water-recirculating system or do not involve structural materials are also exempt from these provisions. Primarily this exempts: small plastic or inflatable children's pools, spas or hot tubs with an **approved safety cover**, and fixtures which are drained after each use.



Above Ground Pools

Barriers (including fences and walls) surrounding above ground pools shall be at least **48 inches** (4 feet) tall, measured from the level ground on the side of the barrier facing away from the pool. If the sides of the pool are 48 inches the pool can serve as the barrier. If not, a barrier shall be mounted to the top of the pool structure to equal 48 inches. If this method is chosen, the maximum vertical clearance between the top of the pool and the bottom of the barrier shall be no more than 4 inches.



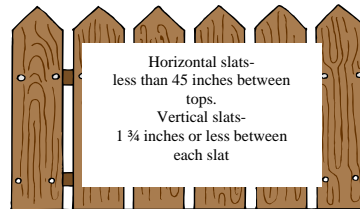
When an above ground pool is used as part of a barrier, or when the barrier is mounted on top of the pool and access into the pool is a fixed or removable ladder or steps, the ladder or steps shall also be surrounded by a barrier, which meets the

requirements of being at least 48 inches tall. **A removable ladder shall not be considered an acceptable alternative to any enclosure requirement.**

In Ground Pools

When stockade-type fencing is used as the barrier material and the distance between the tops of the horizontal members is 45 inches or more, spacing between vertical members shall not exceed 4 inches.

When the distance between the tops of the vertical members is less than 45 inches, the horizontal members shall be located on the swimming pool side of the fence, to keep children from climbing the fence like a ladder to enter

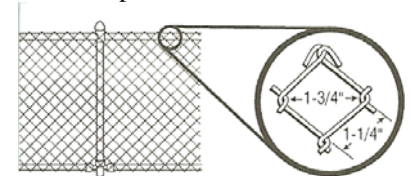


the pool area. Spacing between vertical members of this type of fence shall not exceed 1 3/4 inches in width, and decorative cutouts shall not exceed 1 3/4 inches in width.

The maximum vertical clearance between the level ground and the bottom of the barrier shall be no greater than 2 inches, again, measured on the side of the barrier which faces away from the pool

When lattice-type fencing is used as the barrier material the maximum opening formed by the diagonal members shall be not more than 1 3/4 inches.

If chain link fencing is used, the maximum mesh sized shall be 1 1/4 inch square, unless the fence is provided with slats fastened at the top or the bottom, which reduce the openings to not more than 1 3/4 inches. These dimension restrictions are intended to reduce the potential for a child to gain a foothold or handhold to climb the fence.



Solid barriers shall not contain indentations or protrusions, except for normal construction tolerances and tooled masonry joints. All barriers shall be located where no permanent structures, equipment or similar objects may be used to climb the barriers. Pump and other equipment located adjacent to the pool present a hazard in that the pump may provide a means by which small children could climb and gain access to the pool.

Access Gates

Access gates shall be equipped to accommodate a **locking device**. Pedestrian access gates shall open **outwards** away from the pool and shall be **self-closing** and have a **self-latching** device. Where the release mechanism of the self-latching device is located less than 54 inches.

Examples of these devices can be found at: www.magnalatch.net